



INTERNATIONAL UNION OF GEOLOGICAL SCIENCES

Treasurer's Report

From
15th November, 2016
to
15th September, 2020

TABLE OF CONTENTS

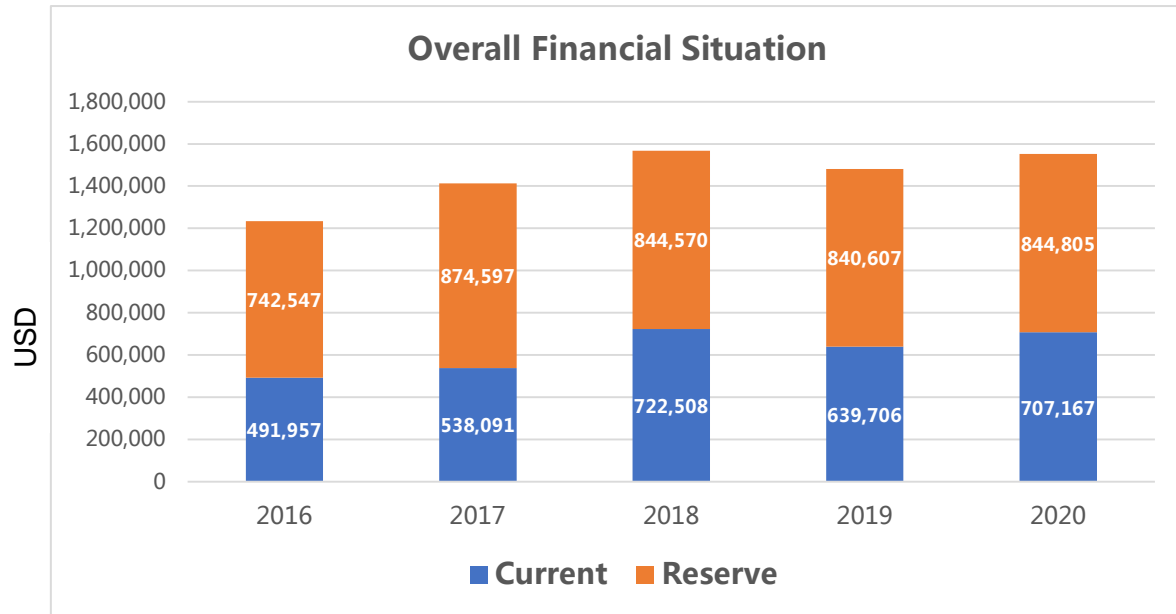
FOREWORD	3
FINANCIAL SITUATION FROM 2016 TO 2019	4
INVESTMENT FROM 2016 TO 2019.....	6
DETAILED INCOME AND EXPENSE FROM 2016 TO 2019.....	7
MEMBERSHIP ANALYSIS.....	7
COMMENTS	10

Foreword

In September 2016, Dr. Hiroshi Kitazato was elected as the IUGS Treasurer (2016-2020) at the 35th International Geological Congress, the Treasurer's Office was established at Tokyo University of Marine Science and Technology in Tokyo, Japan. The end of November, the IUGS bank account (with a total amount of USD 469,703.76) was relocated from Beijing to Tokyo. Since then, the Treasurer's Office began to manage the financial affairs of the Union and maintain an overview of the IUGS account, make sure every receipt and disbursement of funds is in accordance with budgets and procedures approved by EC, prepare annual financial reports, advise EC on financial implications of the Union activities and others. During the past four years, the Treasurer's Office also collaborated closely with the IUGS Secretariat Office in keeping communications with the IUGS members, issuing membership invoices and updating the status of the IUGS members.

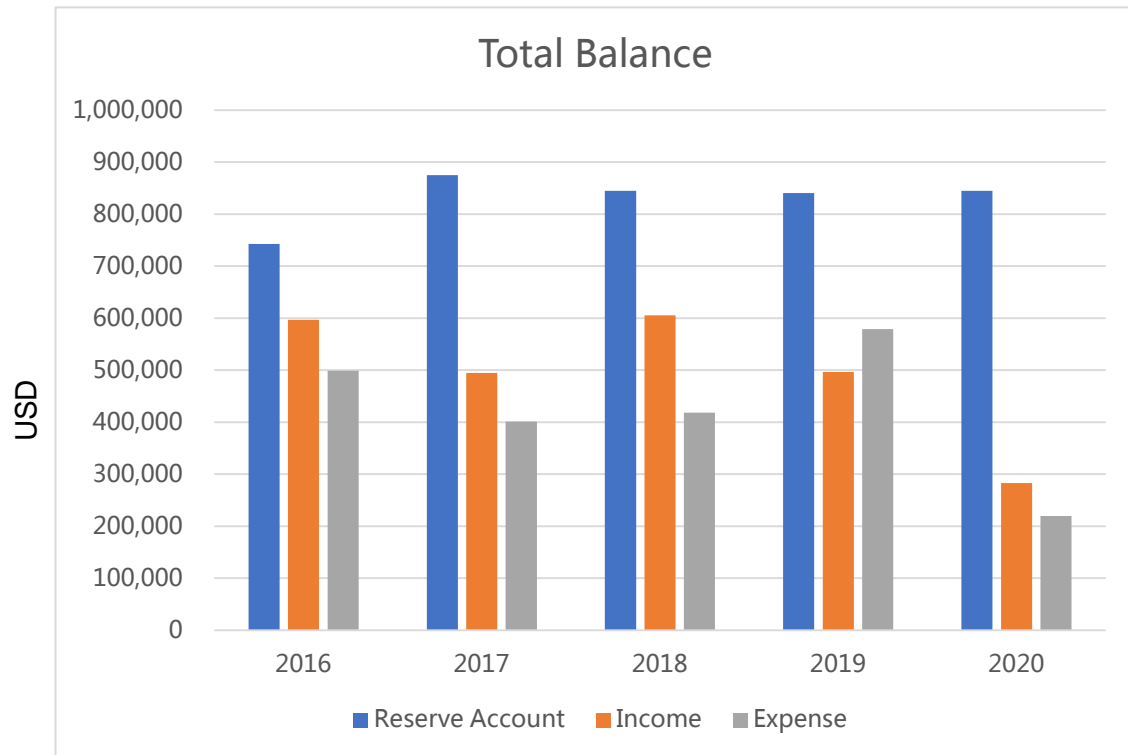
Until now, the Treasurer's Office has fulfilled her responsibilities in accordance with the Statutes and Bylaws of IUGS. The financial situation is reported as follows:

Financial Situation from 2016 to 2019



USD	2016	2017	2018	2019	15 Sept 2020
Organizational Asset (Reserve+Current)	1,234,504	1,412,688	1,567,078	1,480,313	1,551,972

Note: During the quadriennium 2016-2020 the overall IUGS financial situation has improved by 19.91%.



	2016	2017	2018	2019	2020
Reserve Account	742,547	874,597	844,570	840,607	844,805
Income	597,040	494,755	605,233	496,303	283,247
Expense	499,248	401,009	418,611	579,105	219,620

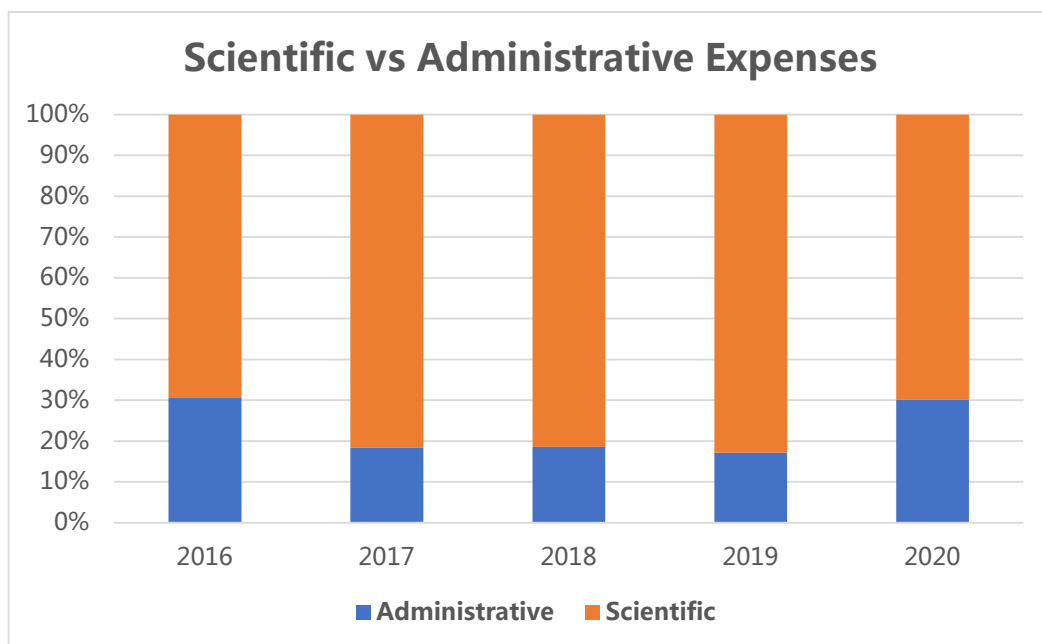
Note: The financial Situation of IUGS is quite optimistic. Annual expendses are generally decreasing year by year through strict budget control, and the expenses for the year 2019 was be higher than that for the year 2017 and 2018 due to the extra-expense for the 35th IGC and IUGS awards.

Investment from 2016 to 2020

Investment	2016	2017	2018	2019	2020
In EUR					
i) Ass. Generali –Trieste Contract n° 6152337	488,119.58	500,197.88	512,249.65	524,256.07	491,351.68
ii) Ass. Generali – Trieste Contract n° 6488094	144,742.64	148,501.83	152,006.08	155,497.58	147,073.01
iii) Investment–Contract n° 30366011	74,325.60	76,806.13	78,549.62	81,178.48	79,153.59
In total	707,187.82	725,505.84	742,805.35	760,932.13	717,578.28
Exchange Rate	1.05	1.2055	1.1137	1.1184	1.1773
In USD					
i) Ass. Generali –Trieste Contract n° 6152337	512,525.56	602,988.54	582,427.85	586,327.98	578,468.33
ii) Ass. Generali – Trieste Contract n° 6488094	151,979.77	179,018.96	172,830.91	173,908.49	173,149.05
iii) Investment–Contract n° 30366011	78,041.88	92,589.79	89,310.92	90,790.01	93,187.52
In total	742,547.21	874,597.29	844,569.68	851,026.48	844,804.90

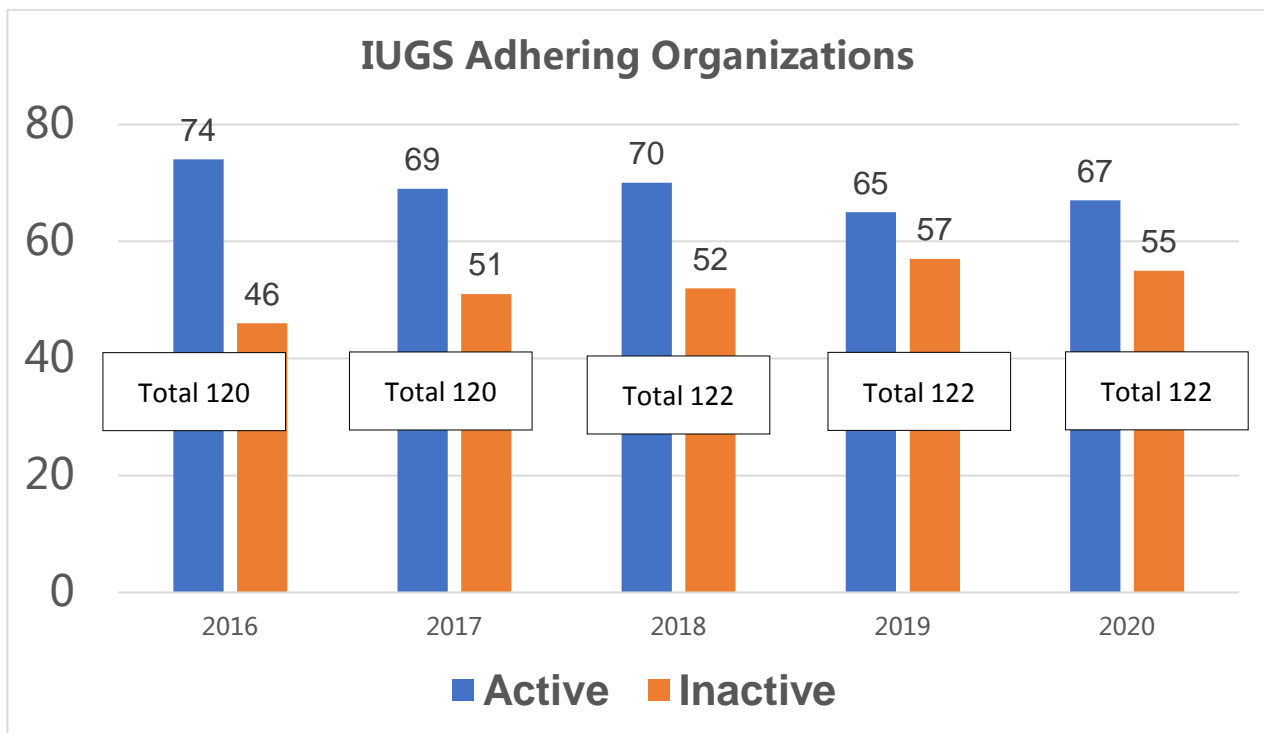
Detailed Income and Expense from 2016 to 2020

I/E	2016	2017	2018	2019	2020
Membership Fees	419,704.67	499,640.69	428,978.28	374,522.79	262,373.60
Contribution from UNESCO	56,929.00	46,868.16	61,364.36	118,080.22	20,382.16
Other Income	120,406.21	47,246.64	114,890.79	3,700.41	490.84
Total Income	597,039.88	494,755.49	605,233.43	496,303.42	283,246.60
	2016	2017	2018	2019	2020
Scientific expense	346,560.80	325,479.92	340,986.32	461,828.32	151,542.25
Management expense	152,687.10	75,528.68	77,624.75	117,276.56	68,077.78
Total Expense	499,247.90	401,008.60	418,611.07	579,104.88	219,620.27
Net Income	97,791.98	93,746.89	186,622.36	-82,801.46	63,626.33



Note: Membership fees always take the most part in the incomes of IUGS. During the past four years and a half from 15th Nov. 2016 to 15th Sept. 2020, the total expense amounts to \$2,117,592.72 of which the scientific expenditure is \$1,626,397.61, accounting for 76.80% while the management and operating costs accounting for 23.20%.

Membership Analysis



Note: The total number of members (122) increased during the period. But due to the global economic slowdown and financial difficulties in some member countries/regions in these years, some members have difficulty in paying membership fees since 2016, which caused the decrease in the number of active members.

Change in Unit Fee from 2016-2020

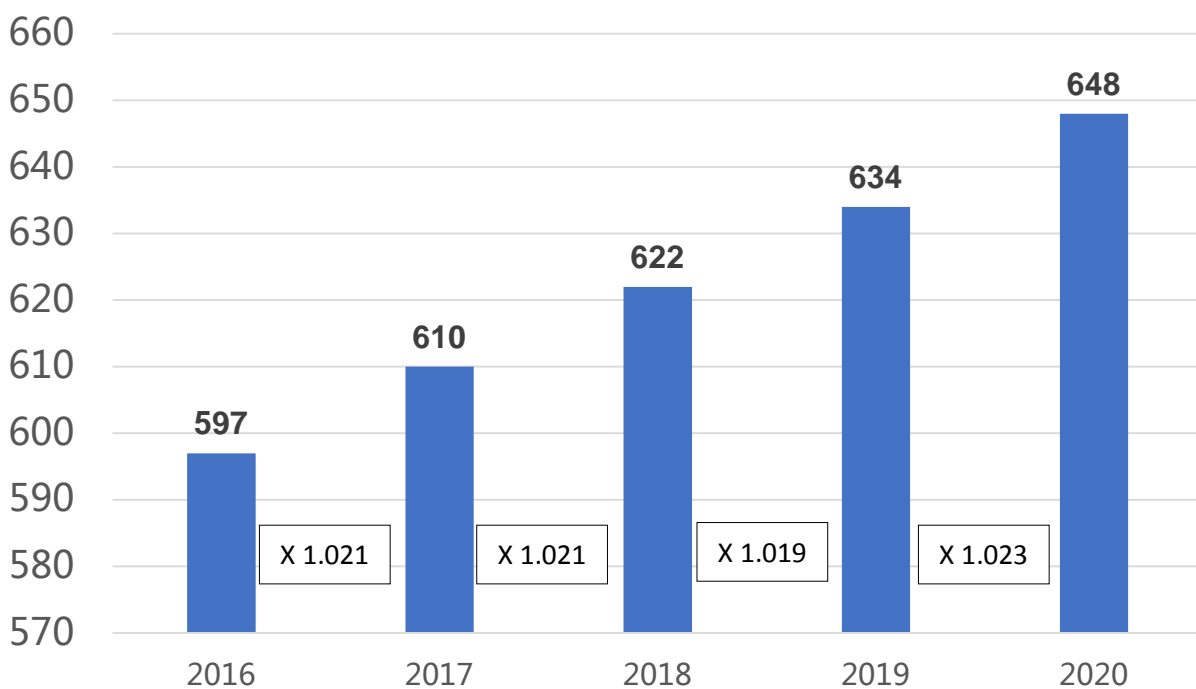


Table: Current Member Status by Category

Category	Active	Inactive
1	21	49
2	14	3
3	14	2
4	7	1
5	0	0
6	2	0
7	4	0
8	5	0
TOTAL	67	55

During the four years, some members reinstated their status from Inactive to Active through the efforts by EC of IUGS.

2016: *Latvia, Bulgaria, Chile, Uruguay, Columbia*

2017: *Sri Lanka, Mongolia*

2018: *Spain, Guyana, Morocco, Bangladesh, Costa Rica*

2019: *Philippines, Portugal, Argentina*

2020: *Tajikistan, Iran**

*One member upgraded its status from 3 to 4 (2020, **R.O.Korea**)*

(Iran is going to active after October 15, 2020)

Comments

Financial situation

During the past 4 years, the current IUGS Executive Committee has faced the situation that the global economic development has been slowing down and many IUGS member countries and regions have been struggling with financial difficulties. In this case, IUGS financial condition is overall fair and keeps balance with total revenues being increased by 13.32%, which supported the normal operation of IUGS and their scientific activities, maintained the status of the international scientific community, and preserved the relationship with member countries and regions.

Membership

In general, in parallel to slowdown in the global economy, IUGS members are stable and in particular the member the structure has improved. During the term of the current EC, and under the leadership of the President and the Bureau, through the joint efforts of all the EC members, 17 members reinstated to active members and paid the dues. Although the number of the inactive members has increased from 46 to 55, the members with high categories are stable and has been very active, to ensure a steady income.

In view of the current membership dues, we suggest that It is time for IUGS to consider whether it is necessary to maintain such a large number of members (122) and how to deal with the members which have been not participating in the activities of IUGS for long time? We suggest that the current focus should be placed on developing the stable relationship with the active members, and actively improving and promoting the pending members to become active members so that IUGS will maintain its steady membership and keep its active development momentum. In addition, we need to pay special attention to small countries that are difficult to maintain active membership status. We need to keep overall benefits to member countries whether or not it is active or not, as scientists/technicians/teachers/citizens who are progressing any fields of geological sciences are belonging to one team.

Income other than membership fees

In order of importance, this included: The contribution from UNESCO, Capitation fees both from 35th IGC Capetown, South Africa and RFG at Vancouver Canada, royalties from the Geological Society of London for publications produced jointly, and the bank interests.

New strategy: DDE

Considering the accumulations of geological data and developments of data informatic sciences, the new Initiative “Deep-time Digital Earth” (DDE) was set up at the 74th IUGS EC meeting. Since 2020, IUGS has supported DDE, which has helped launch and maintain the activities of DDE. Now the initiative is gaining increasing acknowledgment internationally,

with more and more organizations willing to support it including UNESCO and ISC.

COVID-19 Pandemic and aftermath:

Covid-19 pandemic strongly give damages on many countries all over the world. We sincerely regret a lot of peoples died due nto COVID-19 infection. In addition, economic conditions are also going to worse at many countries. IUGS budget may be influcenced by aftereffect of COVID-19 pandemic for a couple of years. We need to watch carefully the recovery processes form COVID-19 Pandemic for supporting global geological communities.

We, IUGS, every time sit next to all geoscientists in the world !

36th IGC at Delhi, India has unfortunately postponed. Geologists who plan to take part in the 36th IGC have heavily damaged by this postponement. We plan to show financial data how much we have lost by the postponement of 36th IGC during the extraordinary session.

ACKNOWLEDGMENTS 2016-2020

The support of UNESCO for having hosted 2017 EC meeting in Paris; The support of Canadian Government for having hosted RFG 2018 in Vancouver; The support of Chinese Government for having paid the running costs of IUGS Secretariat in Beijing, having hosted 2019 EC meeting, 2016 Bureau meeting; the support of Geological Society of Republic of Korea for having hosted 2020 EC meeting; the support of Russian Russian Geological Institute, St. Petersburg for having hosted 2019 Bureau Meeting; the support of Tokyo Geographical Society and Research Institute of Disaster Science (IRIDeS), Tohoku University for having hosted 2018 Bureau meeting and others. Invaluable supports have been given by many colleagues who love geological sciences, in particular to live on dynamic Earth.

